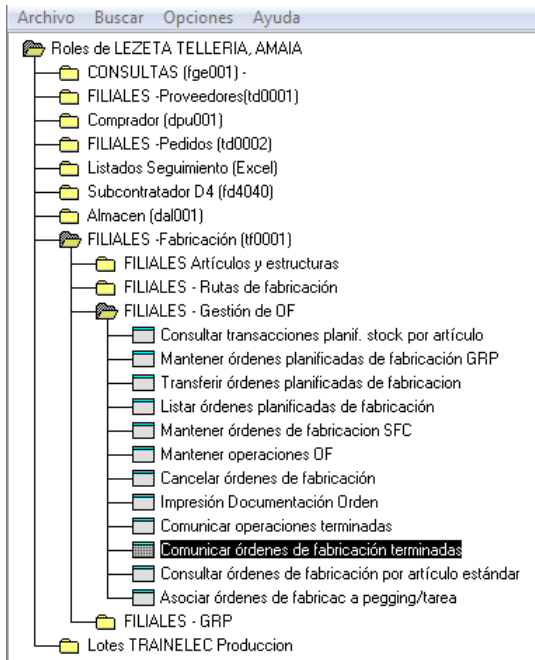

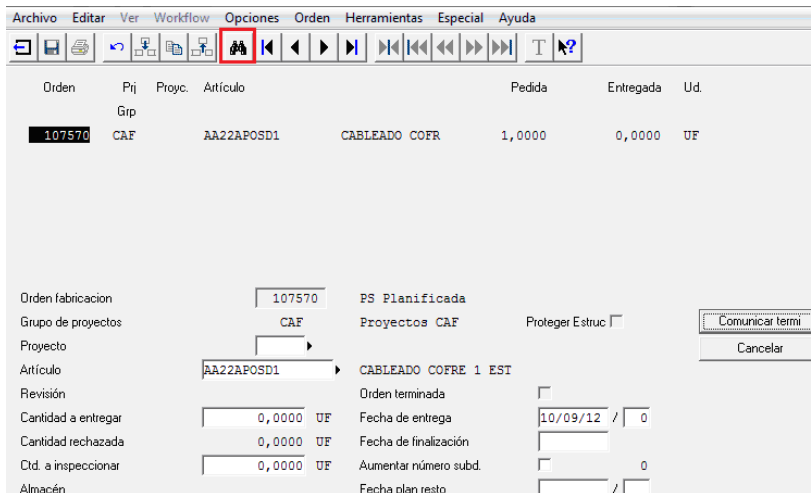


CIERRE DE OFs



En la pantalla que sale, seleccionar Buscar () e introducir el nº de OF a cerrar:



Clickar encima del Artículo y Aceptar a la nota que saldrá:

The screenshot shows the Baan ERP interface with a dialog box titled "tihra11011 : Comunicar órdenes de fabricación terminadas". The dialog box contains a warning icon and the text "Orden no lanzada todavía. ¿Desea lanzarla ahora?". There are "Sí" and "No" buttons. In the background, the main form shows order details for order 107570, including article AA22APOSD1 and quantity 1,0000 UF. The "Cantidad a entregar" field is highlighted with a red box.

En "Cantidad a Entregar" indicar 1 y seleccionar en "Comunicar Termi".

The screenshot shows the Baan ERP interface with the "Cantidad a entregar" field set to 1,0000 UF. The "Comunicar Termi" button is highlighted with a red box. The main form shows order details for order 107570, including article AA22APOSD1 and quantity 1,0000 UF. The "Cantidad a entregar" field is highlighted with a red box.

Aceptar las dos notas que nos aparecerán.