

Secuencias elaboradas por el  
**AICLE PROFESORADO**

# Means of transport

**PRIMARIA**

Inglés

Conocimiento  
del medio natural,  
social y cultural



JUNTA DE ANDALUCIA



<b>TÍTULO</b>	Means of transport
<b>NIVEL LINGÜÍSTICO</b>	Nivel A1
<b>IDIOMA</b>	Inglés
<b>ÁREA / MATERIA</b>	Conocimiento del medio, natural y social.
<b>NÚCLEO TEMÁTICO</b>	Medios de transporte: tipos, medios de transporte individuales y colectivos, transportes públicos y educación vial.
<b>GUIÓN TEMÁTICO</b>	En esta unidad abordaremos el estudio de los medios de transporte. Presentaremos primero el vocabulario según sean terrestres, marinos o aéreos. En una segunda parte distinguiremos entre medios de transporte individuales y colectivos y dentro de estos se verán los transportes públicos. Por último se estudiarán algunas nociones sobre educación vial.
<b>FORMATO</b>	PDF
<b>CORRESPONDENCIA CURRICULAR</b>	2º curso de Educación Primaria
<b>AUTORÍA</b>	Leonor Márquez Espejo
<b>TEMPORALIZACIÓN</b>	5 sesiones de 1 hora
<b>COMPETENCIAS BÁSICAS</b>	<p>Comunicación lingüística: Adquiere lenguaje referente a los medios de transporte.</p> <p>Competencia matemática: Pone en práctica procesos de razonamiento y de desarrollo de la atención.</p> <p>Conocimiento e interacción con el mundo físico: Obtiene e interpreta información acerca de los diferentes medios de transporte.</p> <p>Social y ciudadana: Desarrolla unos hábitos de comportamiento responsables en relación con los medios de transporte.</p> <p>Aprender a aprender: Utiliza estrategias para aprender interpretando imágenes y señales simbólicas.</p> <p>Autonomía e iniciativa personal y competencia emocional: Fomenta la adquisición y la interiorización de buenos hábitos. Incorpora habilidades para interpretar el medio social que le rodea y se desenvuelve con autonomía.</p>
<b>OBSERVACIONES</b>	Se utilizarán flashcards.



OBJETIVOS DE ETAPA	CONTENIDOS DE CURSO	TEMA O SUBTEMA	MODELOS DISCURSIVOS	TAREAS	CONTENIDOS LINGÜÍSTICOS	CRITERIOS DE EVALUACIÓN
<p>Conocer los diferentes medios de transporte.</p> <p>Identificar los principales elementos de nuestro entorno socio-natural, analizando sus características más relevantes, su diversidad, su organización e interacciones.</p>	<p>Identificación de los distintos medios de transporte.</p> <p>Clasificación según su uso.</p> <p>Normas de convivencia en el uso de medios de transporte.</p> <p>Normas de seguridad en el uso de medios de transporte.</p> <p>Educación vial.</p>	<p>Tipos de medios de transporte.</p> <p>Medios de transporte individuales y colectivos.</p> <p>Medios de transporte públicos.</p> <p>Educación vial.</p>	<p>Reconocer los medios de transporte.</p> <p>Clasificar los transportes en individuales y colectivos.</p> <p>Reconocer los medios de transporte.</p> <p>Conocer las normas de seguridad en el uso de los medios de transporte.</p>	<p>Clasificar según categorías.</p> <p>Describir imágenes.</p> <p>Completar frases.</p> <p>Reconocer elementos que no pertenecen a un grupo.</p>	<p><b>FUNCIONES:</b></p> <p>Enumerar.</p> <p>Identificar.</p> <p>Relacionar.</p> <p>Completar.</p> <p>Describir.</p> <p><b>ESTRUCTURAS:</b></p> <p>What is it? This is... It is... Does it travel in the air? Can it go fast? How do you come to school?</p> <p><b>LÉXICO:</b></p> <p>Bike, car, boat, space rocket, plane sailboat, motorbike, helicopter, rowboat, train, streetcar, plane, taxi, bus underground, street, pavement, travel, road signs, traffic lights, land, sea, water, air, big, small, fast, cross, green, yellow, red, blue.</p>	<p>Puede enumerar medios de transporte terrestres, marítimos y aéreos.</p> <p>Distingue los medios de transporte individuales de los colectivos.</p> <p>Reconoce los transportes públicos.</p> <p>Conoce algunas señales de tráfico.</p>

# MEANS OF TRANSPORT


## TYPES OF MEANS OF TRANSPORT

We use means of transport to travel long distances: they can travel by land, by sea and by air.


1) Listen and repeat the words looking at the flashcards.



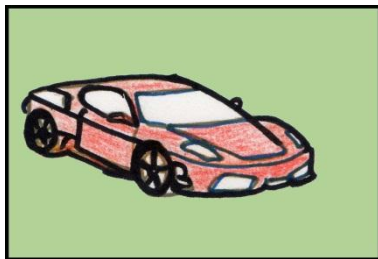
Bike




Boat



Space rocket



Car



Plane




Sailboat



Motorcycle



Helicopter



Rowboat

2) Listen to the words and write the transports in each category

**LAND**

\_\_\_\_\_

\_\_\_\_\_

\_\_\_\_\_

**SEA**

\_\_\_\_\_

\_\_\_\_\_

\_\_\_\_\_

**AIR**

\_\_\_\_\_


\_\_\_\_\_

\_\_\_\_\_


3) Listen to the words and match the pictures with the names.



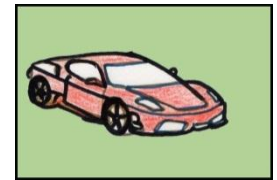
Boat




Bike



Car



Motorcycle



Helicopter



Space rocket



Plane



Sailboat


4) Look at these pictures and complete the sentences.



This is a ..... (car - motorcycle - plane)

It is ..... (red - yellow - blue)

It is ..... (big - small)



This is a ..... (sailboat - plane - space rocket)

It is ..... (green - blue - red)

It is ..... (big - small)




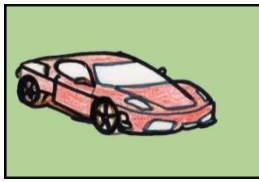


This is a ..... (helicopter - bike - boat)

It is ..... (pink - red - blue)

It is ..... (big - small)

5) What are means of transport?



6) With a partner show the flashcards and ask:

What is this? This is a .....

What colour is it?.....

Is this big or small?.....

Does it travel in the air, on the water, on the land?.....

Can it go fast?.....

7) Draw a means of transport.



**REMEMBER**

These vehicles can move by air, water and land.



## INDIVIDUAL AND COLLECTIVE MEANS OF TRANSPORT.

These means of transport can be individual transport as a car, or collective transport as a ship, train, bus...

8) Look at the flashcards.


### Collective transport.



Train



Streetcar



Plane



Taxi



Boat



Bus




Underground

### Individual transport



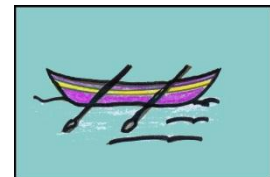
Bike



Car



Motorcycle



Rowboat

9) Listen and complete the gaps with the word below.

Bus is a \_\_\_\_\_ means of transport.  
(individual - collective)

\_\_\_\_\_ is an individual means of transport.  
(Car - Train)





Bike is an \_\_\_\_\_ means of transport.  
(Individual - collective)



Rowboat is an \_\_\_\_\_ means of transport.  
(collective - individual)

\_\_\_\_\_ is a collective means of transport.  
(Motorcycle - Plane)

10) Mark.

				
Individual				
Collective				
Sea				
Land				
Air				

11) Draw an individual transport and a collective transport.



Collective



Individual

### REMEMBER

Means of transport can transport people, animals and goods.



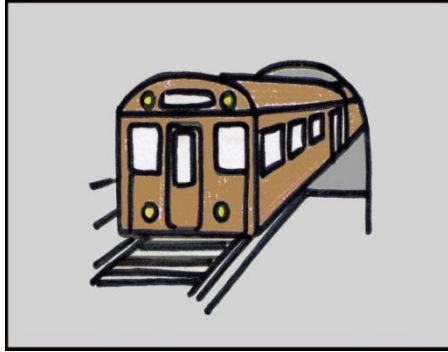
## PUBLIC TRANSPORT

Public transport is used in large cities to travel long distances.

12) Write the name of the public means of transport below each picture.



\_\_\_\_\_



\_\_\_\_\_



\_\_\_\_\_



\_\_\_\_\_



\_\_\_\_\_

13) Complete the gaps with the word below.

Boat is a \_\_\_\_\_ means of transport.

\_\_\_\_\_ is the fastest means of transport.

Means of transport can be collective as \_\_\_\_\_ or individual as \_\_\_\_\_.

Car - Bus - Plane - Public

14) Find means of transport in the word search:

bkyilcarhyt	_____
itrainkaqwt	_____
kojplainkm	_____
ejujumjbusp	_____

15) True or false

T F

Helicopter is a sea means of transport.....

Car is a private means of transport .....

Taxi is a public means of transport.....

Train is a collective means of transport .....

16) With a partner show the flashcards and ask:

What is this? This is a .....


What colour is it?.....

Is this big or small?.....

How do you come to school?.....

17) Draw:

The street with two yellow cars,  
one blue car, one red train  
and one green bike.



**REMEMBER**

Here are some public transports: Train, bus, taxi, underground, plane, streetcar...

## ROAD SAFETY EDUCATION

We must walk along the pavement, never on the road. We will respect road signs and traffic lights.

18) Look at the flashcards.



Road signs



Traffic lights

19) Listen and complete the gaps with the words below.

When the light is ....., we stop, when the light is .....,  
we wait, and when the light is ..... we can cross the street.

Green - yellow - red

20) True or false

T F

I always walk on the pavement .....

I cross the street with the red light.....

I must respect road signs.....

The green light means I can cross the street.....

21) Read and repeat:

*Cars and buses...*

*Trains and boats...*

*Bikes and planes...*

*And ships too,*

*I like to travel,*

*How about you?*



22) Practice these conversations with a partner:

A: Let's cross the street together!

B: Wait! Look at the traffic lights!

A: Yes, it's RED... it means STOP.

B: Look! Now it's GREEN... it means go!

A: Wait! First look both ways!

B: OK. Now we can cross the street!

23) Draw two road signs and one traffic light.



### EVALUATION

= 'Wb`Ybi`a`YfUhy`a`YUbg`cZ`hfUbgdcf`h`fUbx`UbX`U]fŁ			
= 'Wb`X]gh]b[`i`]g\`]bX]j`]Xi`U`Zfca`Vt`YVh]j`Y`a`YUbg`cZ`hfUbgdcf`h			
= 'Wb`fYVt[`b]nY`di`V`]VhfUbgdcf`hg			
= 'Wb`_bck`hfUZZ]Wg][`bg			
C`b`h\Y`ghfYYh`='k`U`_`Xck`b`cb`h\Y`g]XYk`U`_`			

## PROYECT : MEANS OF TRANSPORT

Build a car with recycled materials

### Materials

- A empty brick of milk
- 4 big caps.
- 2 small caps.
- glue
- Temperas paint

We stick four big caps on the brick of milk as wheels, and we do the same with two small caps as car headlights. We paint the car with temperas paint.

What colour is your car? .....

Is your car big o small? .....

Is the car a means of transport? .....

Can you go to Cordoba by car? .....

Can you go to USA by car? .....

And by plane? .....

